


2/2

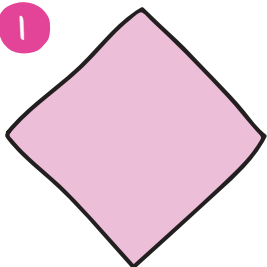
1/1



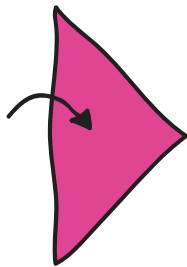


# Bring kindness to life with this origami heart!

1

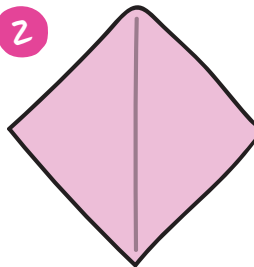


Start with your light coloured paper side.

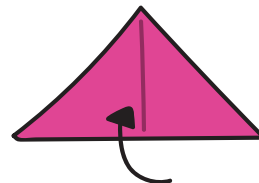


Fold in half, corner to corner.

2

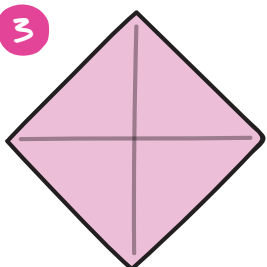


Open again.

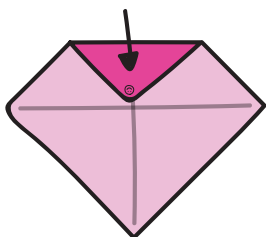


Fold in half again, the other way.

3

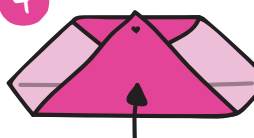


Open again.

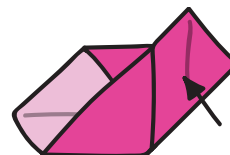


Fold the top corner down to the centre, match smiley face to smiley face.

4




Fold the bottom corner up to the top edge, match heart to heart.




Making sure the heart is at the top, fold the right side up and into the middle.

5

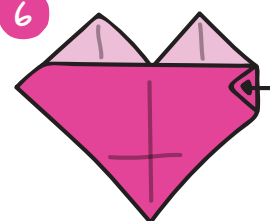


Fold the left side up and into the middle.

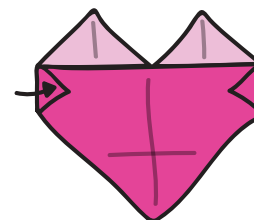


Turn it over.

6




Fold the far right corner in.




Fold the far left corner in.

7




Fold the right top corner down.



Fold the left top corner down.

8



Turn it over and you are done!